

PLEASE TICK:  QUOTE  ORDER

Company \_\_\_\_\_

Contact Name \_\_\_\_\_

Delivery Address \_\_\_\_\_

\_\_\_\_\_

Postcode \_\_\_\_\_

Telephone \_\_\_\_\_ Fax \_\_\_\_\_

Email \_\_\_\_\_

Date \_\_\_\_\_

Order No. / Reference \_\_\_\_\_

Date Required \_\_\_\_\_

**FRAME WIDTH (mm)** \_\_\_\_\_

**FRAME HEIGHT INCLUDING CILL (mm)** \_\_\_\_\_

**OPENING**  **Outward Opening Only**

**BIFOLD THRESHOLD** (see attached sheet)

Option \_\_\_\_\_ (A-F)

**CILL** included in overall frame height (cill height is 30mm)

95mm  150mm  180mm  No cill

**COLOUR** (OVOLO FRAME & BEAD ONLY)

White  Rosewood  Light Oak

Rosewood on White  Light Oak on White

Cream Foil  White Foil  Irish Oak

Cream Foil on White  Irish Oak on White

Anthracite Grey  Anthracite Grey on White

Beck Brown on White  Chartwell Green on White

**FRAME DRAINAGE**

None  Face

**HANDLES – Note: HINGES ARE ALWAYS BLACK**

White  Black  Chrome  Gold  Grey

**GLASS**

Glazed  Unglazed

Type \_\_\_\_\_

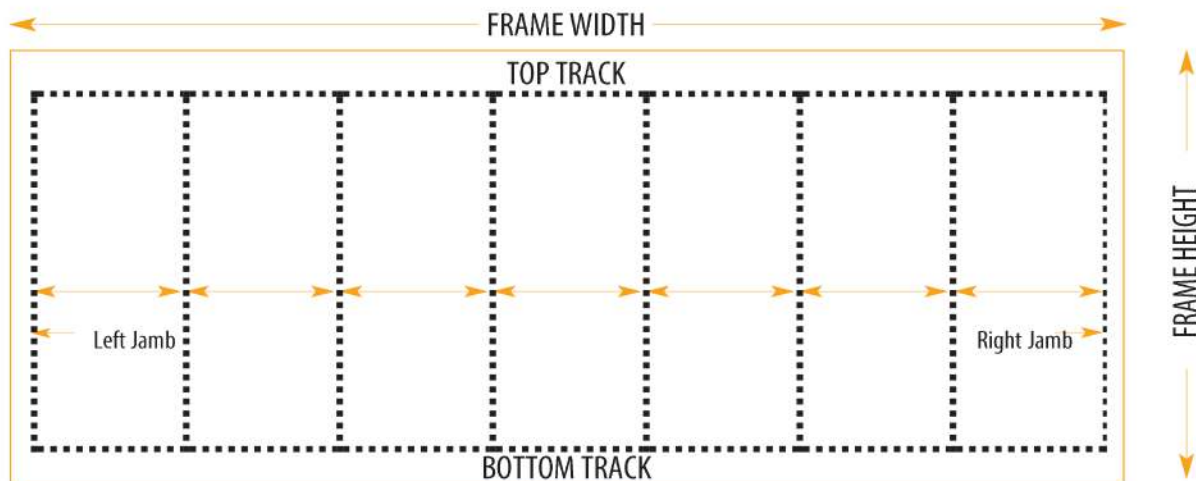
**SPACER BAR - Black Warmedge Spacer Bar will be selected on all quotations/orders unless specified otherwise below.**

Grey Warmedge  White Warmedge

Viewed from **OUTSIDE**

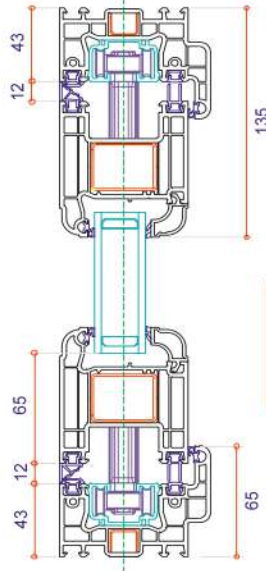
Clearly mark on the grid shown the configuration required. The elevation of the door is as viewed from the **OUTSIDE**. Mark along the arrows the direction that each panel has to travel.

If you have 2 swing panels, indicate on this drawing which panel you would like to open first with 'FIRST'.



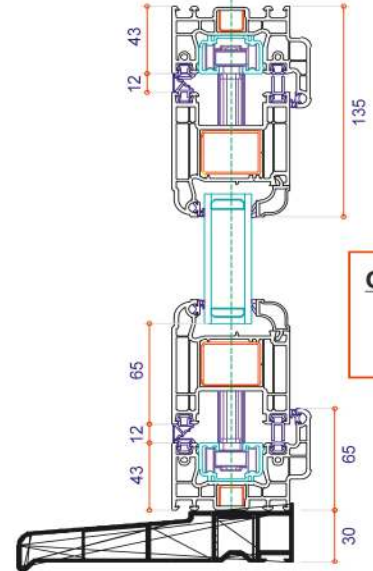
# Threshold Options

**Standard PVCu Threshold NO Cill**



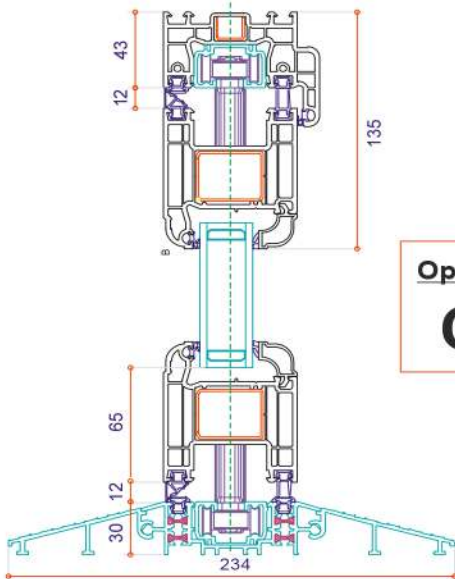
**Option  
A**

**Standard PVCu Threshold with Cill**



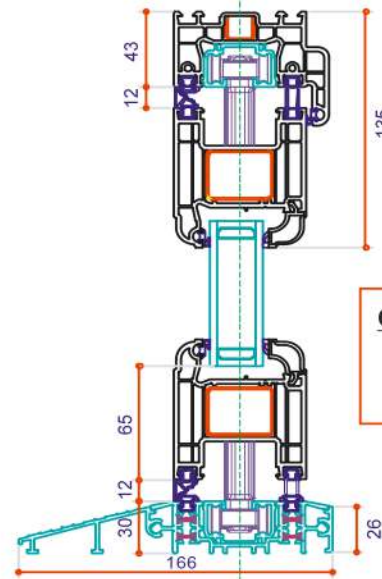
**Option  
B**

**Low Threshold With 2 Ramps**



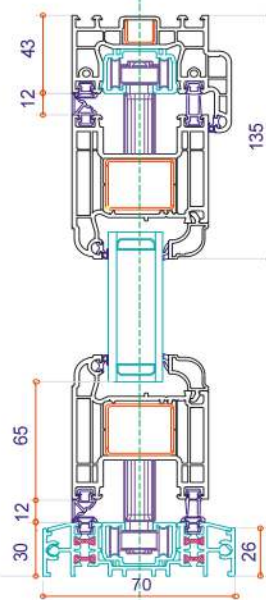
**Option  
C**

**Low Threshold With 1 Ramp**



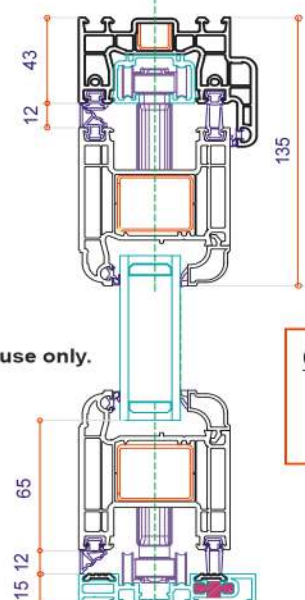
**Option  
D**

**Low Threshold With NO Ramps**



**Option  
E**

**Room Divider Threshold**



 NB: For internal use only.

**Option  
G**

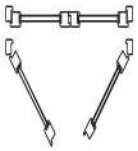
# Genesis Bifold24 Door Style Sheet (Viewed Outside/Open Out)



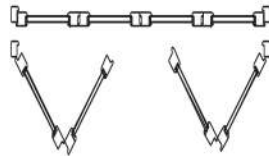
110(L)



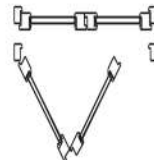
110(R)



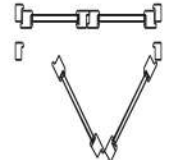
211



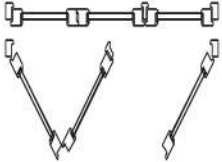
422



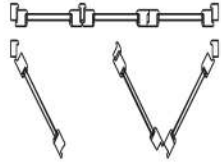
220(L)



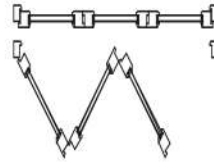
220(R)



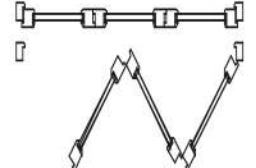
321(L)



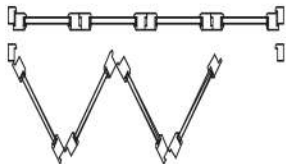
321(R)



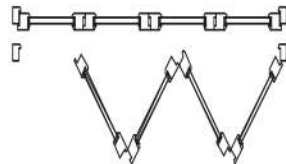
330(L)



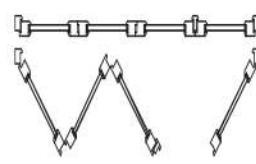
330(R)



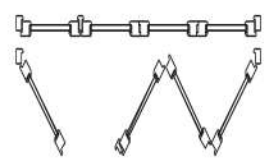
440(L)



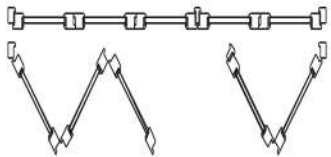
440(R)



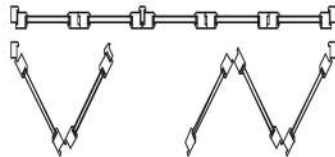
431(L)



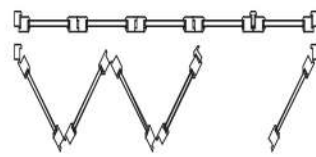
431(R)



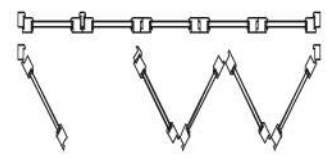
532(L)



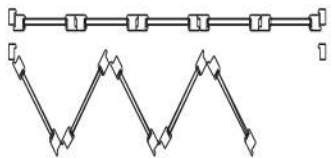
532(R)



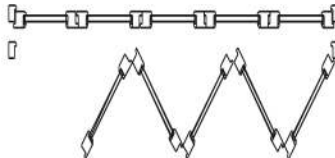
541(L)



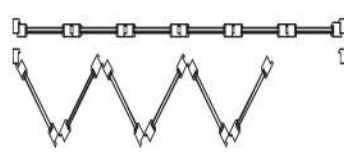
541(R)



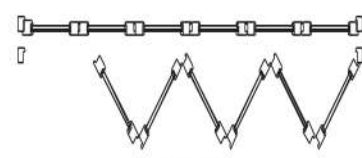
550(L)



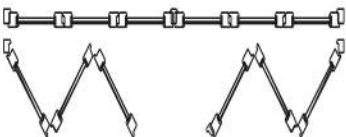
550(R)



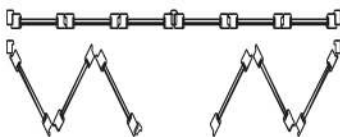
660(L)



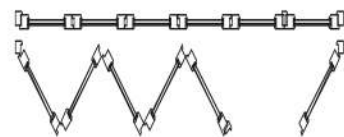
660(R)



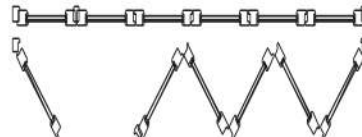
633M(L)



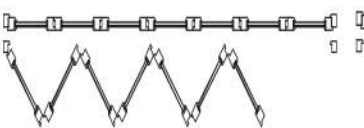
633M(R)



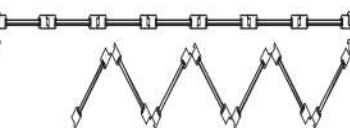
651(L)



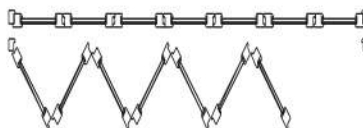
651(R)



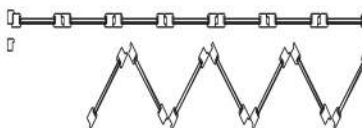
761(L)



761(R)



770(L)



770(R)

Bison Frames (UK) Ltd, Unit H1, Bromcliffe Park, Monk Bretton, Barnsley, South Yorkshire, S71 5RN

T 01226 715250 F 01226 707948 E sales@bisonframes.co.uk W www.bisonframes.co.uk