

Name: _____

Address: _____

Postcode: _____ Fax: _____

Contact Name: _____ Tel: _____

Email: _____

Requested Delivery Date: _____
(Lead time of 15 working days)

Ref: _____

Sign: _____

Page of

Quote

Order

FOLDING OPTIONS (When viewed from outside)

NB. Minimum sash width 550mm per pane, maximum sash width 1000mm per pane.

?	?	?
Total number of leaves	Number of leaves folding left	Number of leaves folding right
For example: 3 <small>Total number of door leaves</small>	1 <small>Number of door leaves opening left</small>	2 <small>Number of door leaves opening right</small>

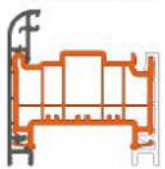
DIMENSIONS

Overall width: _____
Maximum width: 6000mm

Overall height: _____
Maximum height: 2400mm

EXTERNAL STYLING

Pencil Round



Pencil Round is also suitable for 44mm Triple Glazed units

FRAME COLOUR

Internal:	External:
<input type="checkbox"/> White	<input type="checkbox"/> White
<input type="checkbox"/> Cream	<input type="checkbox"/> Cream
<input type="checkbox"/> Grey	<input type="checkbox"/> Grey
<input type="checkbox"/> Black	<input type="checkbox"/> Black

OPENING IN/OUT

Open in Open out

HARDWARE

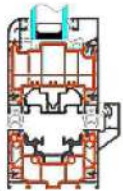
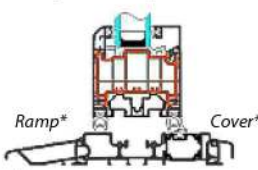
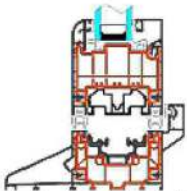
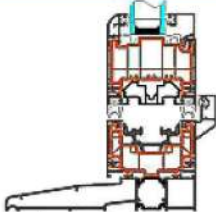
Anodised Silver (matt finish)

Anodised Black (matt finish)

Locks/keeps are Anodised Silver.
Roller units are Black Anodised powder finish.

SILL TYPE *All Silver Anodised Aluminium

If you do NOT require the Ramp or Cover options - Delete

 <input type="checkbox"/> Frame No sill	 <input type="checkbox"/> Part M low threshold ONLY* Ramp/Ramp* - Ramp/Cover*	 <input type="checkbox"/> Integrated 120 sill OPEN OUT ONLY	 <input type="checkbox"/> Frame - 150mm sill
---	--	---	--

GLAZING BEAD

- Square/Chamfered - 28mm
 - Chamfered Verticals

- Squared/Squared - 44mm
 - 4 Sides

GLAZING OPTIONS

(All Toughened)

Standard double glazed - 28mm (1.4 W/m²K U-value*)

Triple glazed - 44mm (1.0 W/m²K U-value*)

Add Secured by Design Upgrade

 Standard double glazed (6.8mm Laminated) - 28mm (1.4 W/m²K U-value*)

*Figures quoted are whole door U-values based on BFRS standard bi-fold door

SILICONE

Colour matched to external colour - tick if required

SKETCH YOUR DESIGN HERE: (When viewed from outside)

Additional notes: _____

